



TO PROTECT AND
SAVE LIVES



WELCOME TO PENDLE DOORS

We are one of the UK’s leading manufacturers of Timber Fire Doorsets, Screens and Bespoke Joinery, and have been a successful family-run business since 1957. We take pride in being a professional manufacturing company efficiently producing a wide variety of Fire doorsets, together with bespoke timber joinery products to all clients be they commercial or private.

The company has a highly knowledgeable Sales and Purchasing team, together with an experienced Production and distribution team who all recognise the importance of a quality product and service.

To exceed the expectations of customer’s as well as our stakeholders , we are continuously improving our processes, products and service in line with corporate objectives. This will enable us to satisfy customer requirements cost effectively for all products and services.

Wherever possible Pendle Doors Limited will use sustainable materials to produce its products, we will also seek to demonstrate compliance with legislative and regulatory requirements through the application of an effective management system. These statements are wholly consistent with the organisations’ business objectives of continually seeking improvements in quality, delivery, stock, purchase and lean savings, supported by sales.

CONTENTS

1-2	CONTENTS
3	OUR COMPANY
4	OUR CORE VALUES
5-6	OUR HISTORY
7	SOCIAL RESPONSIBILITY
8-12	OUR SECTORS
13-20	OUR PRODUCTS
21 - 22	VISIONING ORBIT



OUR COMPANY

MANUFACTURERS OF CERTIFIED TIMBER FIRE RATED, DOORSETS, SCREENS AND JOINERY.

Incorporated by Chairman Steve Anderson and Financial Director Susan Anderson. We are proud to be a family owned manufacturing business. Led by Managing Director Ryan Anderson and his team of fellow Directors they continue to be the driving force behind the growth and success of the business.

Manufacturing a large range of timber, Fire-door-sets, Glazed timber screens for a number of sectors across the UK we provide our products nationwide to a wide range of sectors including but not limited to Commercial, Healthcare, Leisure, Education and Social housing, from small bespoke projects to large scale multi-million schemes. All our products are manufactured in accordance with the to the most up-to date legislation and sector requirements and are independently certified to provide our customers with the reassurance of our fully compliant, high quality products.

OUR CORE VALUES

As a family led business, our values are at the core of who we are, what we are and how we do things. Our set of core values were developed by our own team and reflect how we do business and how we focus on looking after each other. Our values are not just 'nice to haves' or an 'add on' to what we do, they are a fundamental and integral part of our organisation. These values inform how we approach our recruitment processes, how we develop, train and progress our team and how we treat our customers and suppliers.

QUALITY

A commitment to manufacture product(s) to the highest quality with a 'right first time' attitude, giving full attention to detail for all products and processes, with the goal of exceeding our customers expectations.

INTEGRITY

Integrity throughout the company is something everyone should expect not only from themselves, but from everyone around them. This means that our team is dependable, honest, trustworthy, responsible, respectful and leads by example.

PROGRESSIVE

Having the desire to learn new skills and improve personal development, but also have an active role in helping improve the company by making suggestions and trying new ideas.

TEAMWORK

Having the willingness to work together and help others in order to achieve the same overall goal.

ENVIRONMENT

Being in a work environment where everyone does what they can to make it a safe place to work, and having the sense of being valued, whilst trying to keep waste to a minimum wherever possible.

CUSTOMER SATISFACTION

Providing the greatest possible experience and product to the customer, each and every time.


OUR HISTORY

Pendle Doors was established in Burnley in the 1950's. Steve and Sue purchased the business in 1993 which at the time had 3 employees, turned over £100k and focused its manufacturing process on Bespoke external timber door products.

In December 1997 Pendle Doors incorporated to become Pendle Doors Limited, reflecting the growth and investment that Steve and Sue had successfully nurtured.

By this time we had 9 employees. 2006 Saw us re locate to a 33000sq ft facility in Darwen, Blackburn. The new premises enabled further growth in production, staff and machinery including a new spray booth. In 2012 Ryan joined the family business, starting in Production and performing various roles within the business, including sales and operations. Steve and Sue's daughters also regularly provided input and support in areas such as HR and Project Management whilst exploring their own careers.

Steve and Sue's determination to grow and nurture a family run, successful business whose focus is on supporting the local employment market and charities now sees an organisation being winners of 2 Family Business Awards, Winners of the Northern Enterprise awards for Best Modern Doorset and Fire Door Manufacturer 2022. Pendle Doors is one of the largest contributors to our chosen Charities, East Lancashire Hospice and Blackburn and Darwen Youth Zone which everyone within the business are exceptionally proud of. As we enter the next phase of Pendle Doors journey, following the appointment of Ryan as Managing Director in May 2023, we are focused on the acquisition and setting up of a brand new additional 15000 sq ft facility located in Lower Darwen, very near our current site.



SOCIAL RESPONSIBILITY

At Pendle Doors, we take our social responsibility seriously, especially when it comes to the environment. We are proud to say that we have taken significant steps to reduce our carbon footprint including the installation of solar panels to power our new manufacturing and office facility, the introduction of electric vehicles to our company car fleet and implementation of strict recycling procedures throughout the factory to reduce waste.

Additionally, we ensure that our wood is sourced from areas that do not exploit people and places and have taken further steps to offset our carbon footprint by planting trees throughout the UK.

As a big part of our corporate social responsibility, Pendle Doors are committed to supporting a number of important charities who mean a lot to us and where we feel we can make a big impact. Who we support is a decision very much taken in collaboration with our colleagues, who contribute their ideas and requests for who we support and how we achieve it.

During 2023 we are proud to be supporting and partnering with Blackburn and Darwen Youth Zone and East Lancashire Hospice and have raised over £6000 through our annual charity golf event, cake sales, employee challenges such as Tough Mudder and sky dives to name a few...!

We are also active members of the East Lancashire Chamber of Commerce where we encourage many of our colleagues to engage in sessions and events that influence local, regional and national level decisions. We are continually looking for opportunities to contribute to the local area, support local events and upskill ourselves in local opportunities and partnerships to ensure we as a business are constantly learning and enhancing ourselves for the benefit of our colleagues, customers and suppliers.

OUR SECTORS



COMMERCIAL

Pendle Doors has extensive experience working on diverse commercial development projects, providing a comprehensive range of FD30, FD60, FD90, and FD120-certified doorsets. We understand the crucial aspects of the commercial sector – quality, timely delivery, and cost-effectiveness.



Unwavering Commitment to Certified Doorsets We hold the supply of fully certified doorsets in the highest regard. All our doorsets are manufactured to your specific needs and delivered precisely on schedule. Our dedicated team is always available for expert advice and assistance.

Meeting the Demands of Commercial Projects We offer flush, bespoke internal doors and frame sets perfectly suited for offices, retail spaces, and a wide array of commercial applications.

HEALTHCARE

Pendle Doors recognises the unique challenges of the healthcare sector, particularly within demanding environments like mental health facilities. We are here to support you every step of the way, from initial design concepts to final installation, ensuring patient safety and well-being is prioritised throughout the process.

Understanding Complexities in Healthcare Projects

We acknowledge the complexities involved in healthcare projects, where patient safety and well-being are paramount. Our team is here to provide expert guidance and support, ensuring your project runs smoothly and meets all regulatory requirements.

Meeting the Needs of the Healthcare Sector

We understand the critical role architects play in building and maintaining healthcare facilities. We are committed to fostering strong relationships with architects and their clients, providing custom-made door solutions that meet the specific needs of each project.



LEISURE

We recognise that design aesthetics are crucial in the leisure sector, with styles ranging from modern and minimalist to classic and luxurious. Pendle Doors offers a vast selection of finishes, including:

- Durable finishes: Withstanding the high traffic common in leisure facilities.
- Quirky laminates: Add a unique touch to your space.
- Elegant veneers: Create a sophisticated and timeless look.

Meeting the Challenges of Leisure Facilities

Large public buildings and leisure facilities like hotels, theatres, and restaurants face specific challenges related to:

- High footfall: Our doors are constructed to withstand constant use and maintain their appearance over time.
- Sound control: We offer acoustically rated doorsets to manage sound transmission and create a comfortable and enjoyable environment for your guests.

EDUCATION

At Pendle Doors, we understand the unique needs of the education sector, where safety, functionality, and performance are paramount. With our extensive experience and proven track record, we are well-equipped to address the specific challenges faced by educational institutions, including:

- Anti-finger trap doors: Ensuring the safety of young children by preventing finger entrapment.
- Architectural ironmongery: Providing durable and secure door hardware solutions.
- Acoustic elements: Reducing noise transmission to create a conducive learning environment.

Custom-Made Solutions for Every Need

We understand that every educational facility has unique requirements. That's why we offer custom-made doorsets designed to meet your specific needs. All our doors are manufactured to order and delivered promptly to minimise disruption to your daily operations.



SOCIAL HOUSING

At Pendle Doors, we understand the critical importance of safety and security in social housing. We offer a comprehensive range of PAS 24 accredited doorsets that meet the highest industry standards, providing peace of mind for residents and housing providers alike.

PAS 24 is a widely recognized Secured by Design (SBD) scheme that rigorously tests doorsets against forced entry. Our PAS 24 accredited doorsets have undergone extensive testing and proven their ability to withstand a variety of attack methods, offering superior protection against burglary and unwanted access.

Variety of Styles and Finishes

We are committed to providing doorsets that not only meet the highest security standards but also complement the aesthetics of your social housing development. We offer a wide range of stylish and durable finishes, including:

- VC faced within a timber frame: Provides excellent strength and stability.
- Laminate: Offers a variety of colours and textures for a modern look.
- Veneered: Creates a warm and inviting atmosphere.
- Fully factory painted: Available in a wide range of colours to match your existing décor.



ENHANCED FIRE & SECURITY INTERNAL APARTMENT ENTRANCE DOORSETS

At Pendle Doors Ltd, we manufacture a range of FD30 and FD60 enhanced fire & security internal apartment entrance doorsets. Our range of doorsets is fully compliant and has been designed and developed to ensure the dual requirements of both fire safety and security.

- BM Trada Q-Mark Enhanced Security Door scheme, to PAS 24:2016 Timber, and BM Trada Q-Mark Fire Door Manufacturing Scheme.
- Fire testing to BS EN 1634-1 : 2014
- Smoke testing to BS EN 1634-3: 2004
- BS6375-2: 2009 and BS6375-3: 2009 which relates to operational strength.

This range is an integral part of Pendle Doors Ltd Secured by Design Accreditation.

The factory pre-hung doorset comprises of a set ‘recipe’ of raw materials, including a Severe Duty-rated door core, multi-point locking system, security handles, and other fully compliant hardware such as letter plates and door closers.

Features include fully compliant glazed designs, factory-fitted mouldings to give a panelled door effect, glazed side lite and over-panel options available.

A range of door finishes are available, from a full factory-painted option to real wood veneers factory lacquered, and laminates.

Applications Include:

- Residential Apartments
- Student Accommodation
- Social Housing



SECURED BY DESIGN NON-FIRE ENTRANCE DOORSETS

Pendle Doors Ltd manufacture non-fire rated entrance doorsets, to meet Secured by Design standards, which are tested to PAS 24:2016 and BS 644:2012.

BS 644:2012 relates to timber fully finished factory assembled doorsets, BS6375-2: 2009 and BS6375-3: 2009 relate to operational strength.

These doorsets are particularly dedicated to areas where an aesthetic appeal is required, with strength and security being the paramount consideration.

Features include fully compliant glazed designs, factory-fitted mouldings to give a panelled door effect, glazed side lite and over-panel options available.

A range of door finishes are available, from a full factory-painted option to real wood veneers factory lacquered, and laminates.

Applications Include:

- Residential Apartments
- Student Accommodation
- Social Housing





SECURED BY DESIGN NON-FIRE ENTRANCE DOORSETS

FD30 | FD60 | FD90 | FD120

Pendle Doors Ltd are certified to manufacture doors and doorsets from a full range of door cores.

Our experienced sales and estimating team, select the best core, from within our scope that best suits the application. Considerations include fire rating, high traffic, severe duty ratings, as well as performance and mechanical criteria.

Our range of cores includes GDC (Graduated Density Chipboard), Solid Laminated Timber Core, and Mineral layer for higher fire ratings.

There is a selection of facings available, including many real wood veneer options, supplied fully factory face-finished.

Veneers are selected and matched for pairs of doors and over panels.

Factory priming, or fully factory finishing available in most RAL references, laminate faces including market-leading suppliers such as Formica, Egger, Greenlam, Polyrey etc.

Applications Include:

- Residential
- Commercial
- Student Accommodation
- Education
- Healthcare
- Care Homes
- Hospitality
- Leisure
- Religious environments
- Public Sector
- Sports Arenas and Stadia



COMMUNAL & CIRCULATION AREA FIRE DOORSETS

Communal doorsets, singles and pairs, with and without fully factory glazed apertures, FD30, FD60, FD90 and up to FD120 ratings.

Full ironmongery package, including basic push and pull handle sets, kick plates etc, through to CNC preparation for double swing doorsets.

Riser Cupboards doorsets, Bin Chute, and Smoke Corridor sets.

Solid Timber rebated frames as standard. Non-Standard Wall depths.

MDF Primed PR1LE Architraves available ex-stock. 18mm x 68mm fin, 15mm x 44mm fin.

There is a selection of facings available, including many real wood veneer options, supplied fully factory face-finished.

Veneers are selected and matched for pairs of doors and over panels.

Factory priming, or fully factory finishing available in most RAL references, laminate faces including market-leading suppliers such as Formica, Egger, Greenlam, Polyrey etc.

Applications Include:

- Residential
- Commercial
- Student Accommodation
- Education
- Healthcare
- Care Homes
- Hospitality
- Leisure
- Religious environments
- Public Sector
- Sports Arenas and Stadia



HEALTHCARE DOORSETS

Healthcare Doorsets can be some of the most challenging products to specify and manufacture.

There are many considerations as well as actual criteria required depending upon application and departments etc. Each one of the criteria is equally important and needs suitable consideration.

Wherever possible, we will partner with specialist ironmongery, facing and glazing suppliers, to ensure that we can offer a suitable, compliant doorset, which is fit for purpose.

This Offering Includes:

- High-traffic area doorsets with suitable and durable core selection
- Impact Laminates to facings and door edges
- Anti-ligature ironmongery
- Anti-finger trap continuous hinges
- Privacy Glazing panels
- Antibacterial Laminate facings
- X-Ray doorsets



FIRE-RATED GLAZED SCREENS (INCLUDING FANLIGHTS)

Pendle Doors can manufacture fully fire-rated, factory-glazed screens and fanlights.

We follow strict Field of Applications, and produce any glazed screens etc, in strict accordance with these documents.

Screens can be manufactured to incorporate fire-rated glass which also has insulation properties.

Screen glass ranges from FD30, fire integrity only to FD60/60, with 60 minutes of fire integrity and insulation.



EXTERNAL HARDWOOD M&T BIN/CYCLE STORE DOORS AND FRAMES/LOUVRES AND FL&B STYLES

The heritage of Pendle Doors, lies in the manufacture of Bespoke Timber Doors and associated joinery, and although we predominantly now specialise in Fire Rated Doorsets, we still maintain a limited part of this tradition, using modern manufacturing techniques and equipment.

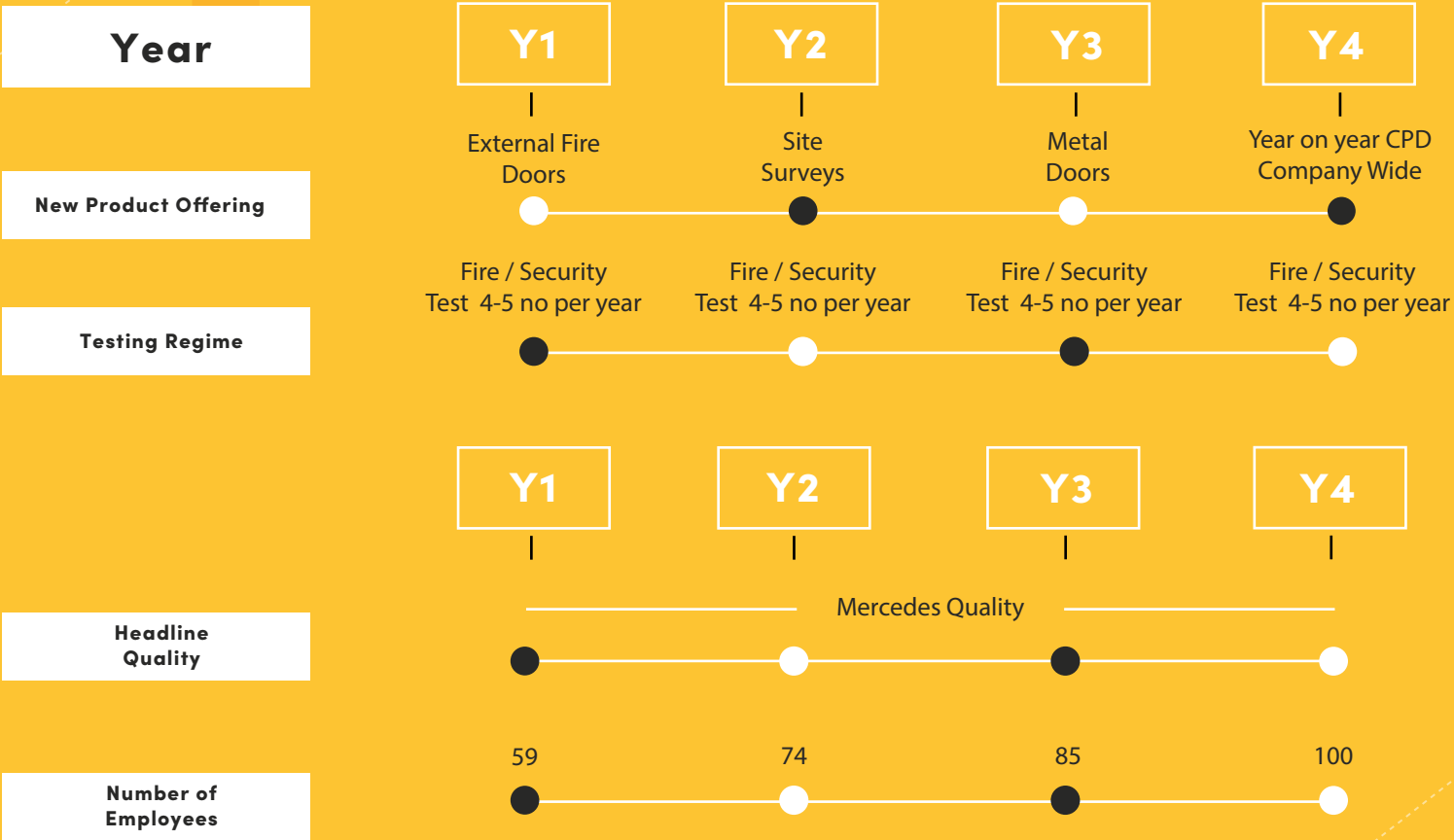
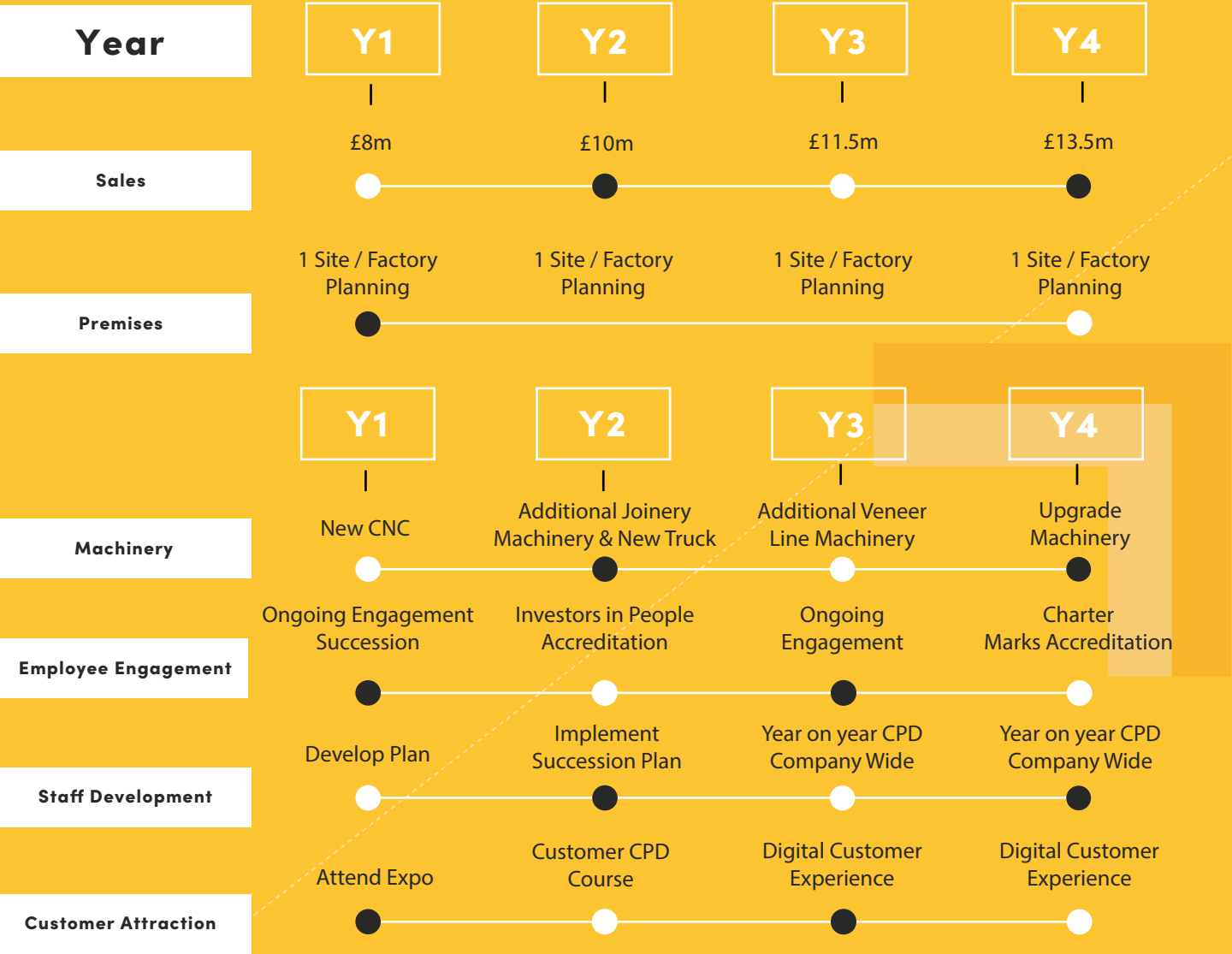
We manufacture External Hardwood Timber Louvre Doors and frames, along with Hardwood Framed ledged and Braced doors.

Applications Include:

- Cycle Stores
- Bin Stores
- Boiler Rooms



4-YEAR VISIONING ORBIT





TO PROTECT AND
SAVE LIVES

Pendle Doors Ltd
Anchor Mill, Moss Fold Road, Darwen
Lancashire, BB3 0AQ

T 01254 870850
F 01254 870860
E info@pendledoors.co.uk



© 2024 Pendle Doors Limited